



California Budget
& Policy Center

Key Public Services for California's Older Adults: An Overview

SCOTT GRAVES, DIRECTOR OF RESEARCH

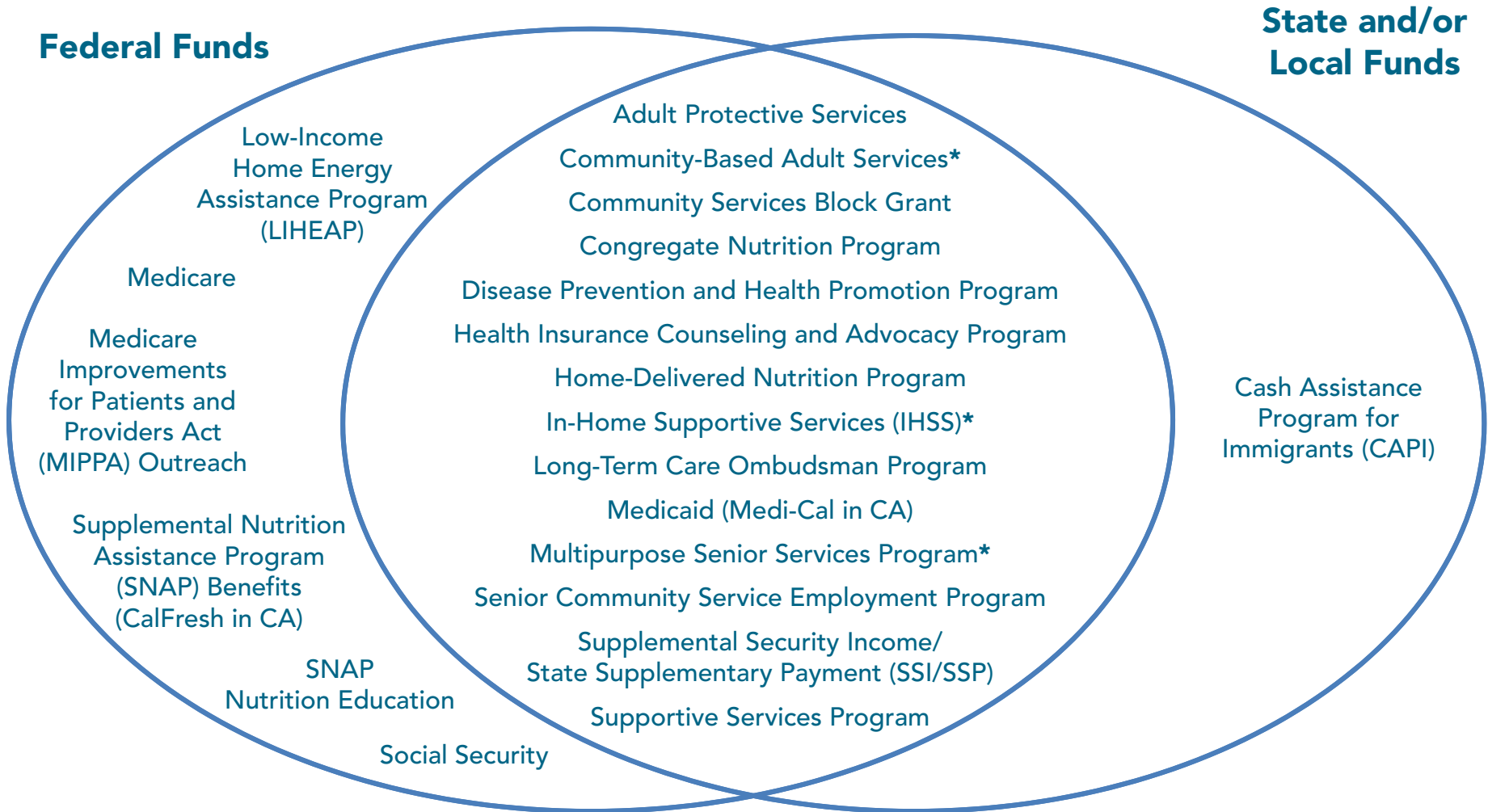
CALIFORNIA STATE ASSEMBLY, AGING AND
LONG-TERM CARE COMMITTEE: INFORMATIONAL
HEARING ON CONSEQUENCES OF FEDERAL
POLICY CHANGES ON CALIFORNIA'S SENIORS
LOS ANGELES, NOVEMBER 15, 2017

calbudgetcenter.org

California and the federal government support a broad range of programs that assist older adults.



Key Public Services and Supports Available to Older Californians: An Overview of Federal and State/Local Funding



* Operates under the umbrella of Medi-Cal, helping adults age 65 or older and people with disabilities to remain in their own homes and communities and avoid unnecessary institutionalization.



Social Security and Medicare provide the foundation for older Californians' retirement security as well as their health and well-being.



Social Security and Medicare Benefit Millions of Californians, Including Seniors

Program	Annual Expenditures	Enrollment
Social Security*	Roughly \$86 billion** (2016)	5.8 million, <i>including</i> 4.4 million seniors (December 2016)
Medicare	\$69.2 billion (2015)	5.9 million, <i>including</i> 5.2 million seniors (October 2016)

* Reflects retirement, survivors, and disability payments.

** Reflects total amount of payments received by Californians in December 2016, multiplied by 12.

Source: Legislative Analyst's Office, US Centers for Medicare & Medicaid Services Medicare Enrollment Dashboard, and US Social Security Administration



Many older Californians with low incomes also benefit from the three largest federal/state programs: Medi-Cal, IHSS, and SSI/SSP.



Medi-Cal, IHSS, and SSI/SSP Assist Millions of Californians, Including Seniors

Program	State General Fund (2017-18 State Budget)	Total Funds (2017-18 State Budget)	Average Monthly Enrollment (2017-18 Projected)
Medi-Cal	\$19.5 billion	\$107.3 billion	13.7 million, <i>including</i> 2.1 million seniors and people with disabilities
In-Home Supportive Services (IHSS)	\$3.5 billion	\$10.1 billion	517,000 seniors and people with disabilities
Supplemental Security Income/ State Supplementary Payment (SSI/SSP) Cash Assistance*	\$2.5 billion	\$9.7 billion	1.3 million seniors and people with disabilities

* The federal government funds the SSI portion and the state funds the SSP portion.

Source: Department of Health Care Services and Department of Social Services



In the wake of the Great Recession, state lawmakers and the Governor eliminated or reduced funding for key supports for older Californians.



Eliminated: State Support for Several Community-Based Services Programs

- State policymakers **eliminated General Fund support** for a number of Community-Based Services Programs, including (but not limited to) the:
 - **Alzheimer’s Day Care Resource Center Program**, which assisted adults living with dementia as well as their family caregivers.
 - **Brown Bag Program**, which provided surplus and donated food to low-income adults age 60 or older.
 - **Senior Companion Program**, which allowed low-income Californians age 60 or older to provide support to adults with physical, emotional, or mental health needs.
 - **Linkages Program**, which provided care management to adults with functional impairments who were at risk of institutional placement.



Reduced: Support for the State's SSP Portion of SSI/SSP Grants

- State policymakers 1) **cut the SSP portion of the grant** – for both individuals and couples – to the minimum levels allowed by federal law and 2) **eliminated the annual, automatic state cost-of-living adjustment (COLA)** for SSI/SSP grants.
 - Due to these changes, the monthly SSP grant for individuals **fell from \$233** in early 2009 **to \$156.40** by mid-2011.
 - The SSP portion remained frozen until January 2017, when a one-time state COLA took effect, boosting the SSP grant for individuals by \$4.32 per month, to \$160.72.
 - During the same period, **the federal SSI portion increased** from \$674 per month in early 2009 to \$735 today.
- Because the state cuts largely remain in place, the maximum SSI/SSP grant for an individual (\$895.72 per month) is equal to just **89% of the federal poverty guideline.**



In the years ahead, improving services and supports for older Californians should be a high priority at the federal *and* state levels.

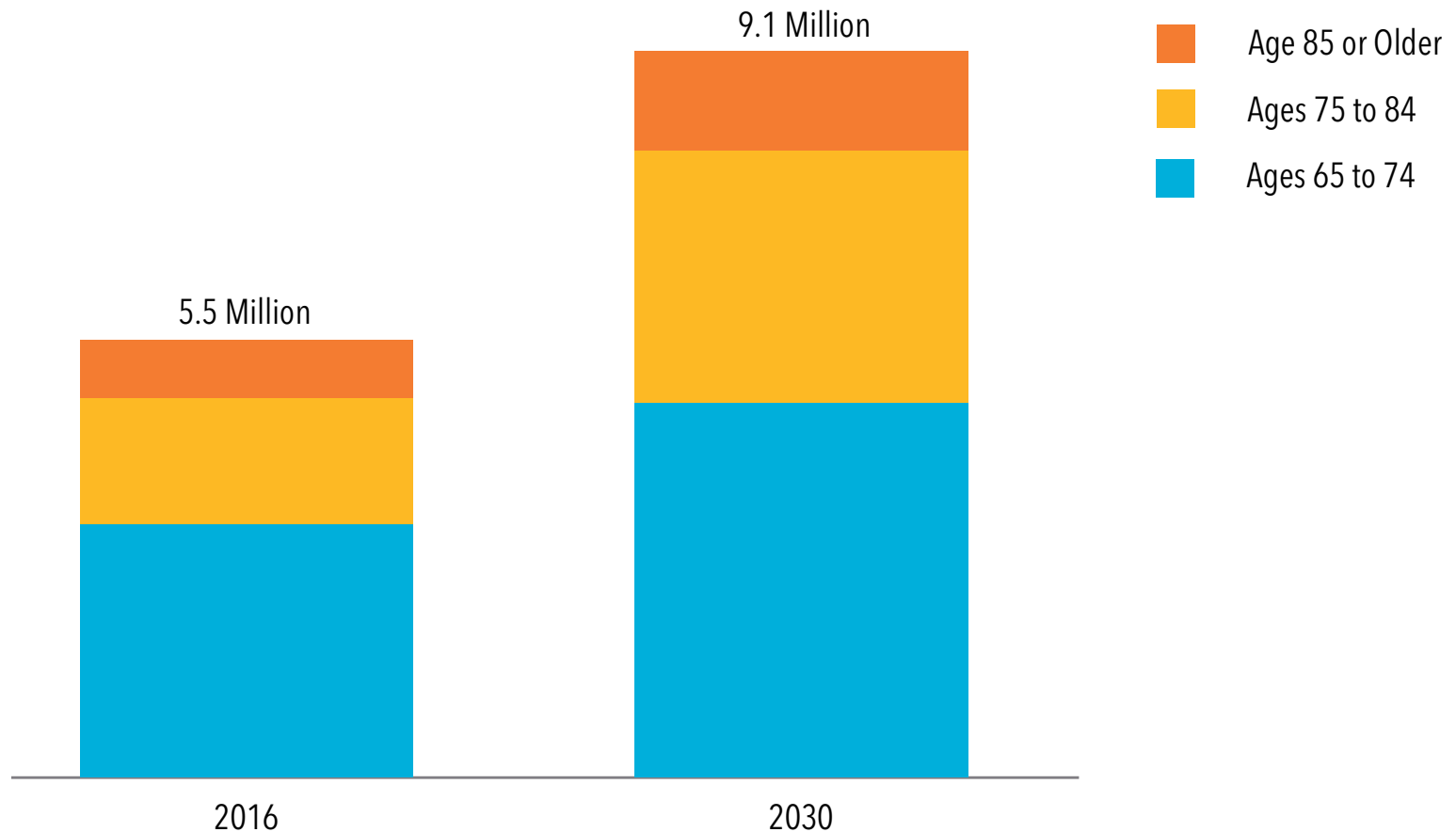


Strengthening services and supports for older adults is critical, both because seniors are the fastest-growing age group in California...



The Number of Californians Age 65 or Older Is Projected to Rise by Two-Thirds Between 2016 and 2030

Even Faster Growth Is Anticipated Among Those Age 75 or Older



Note: Population is estimated for July 1, 2016 and projected for July 1, 2030.
Source: Budget Center analysis of Department of Finance data

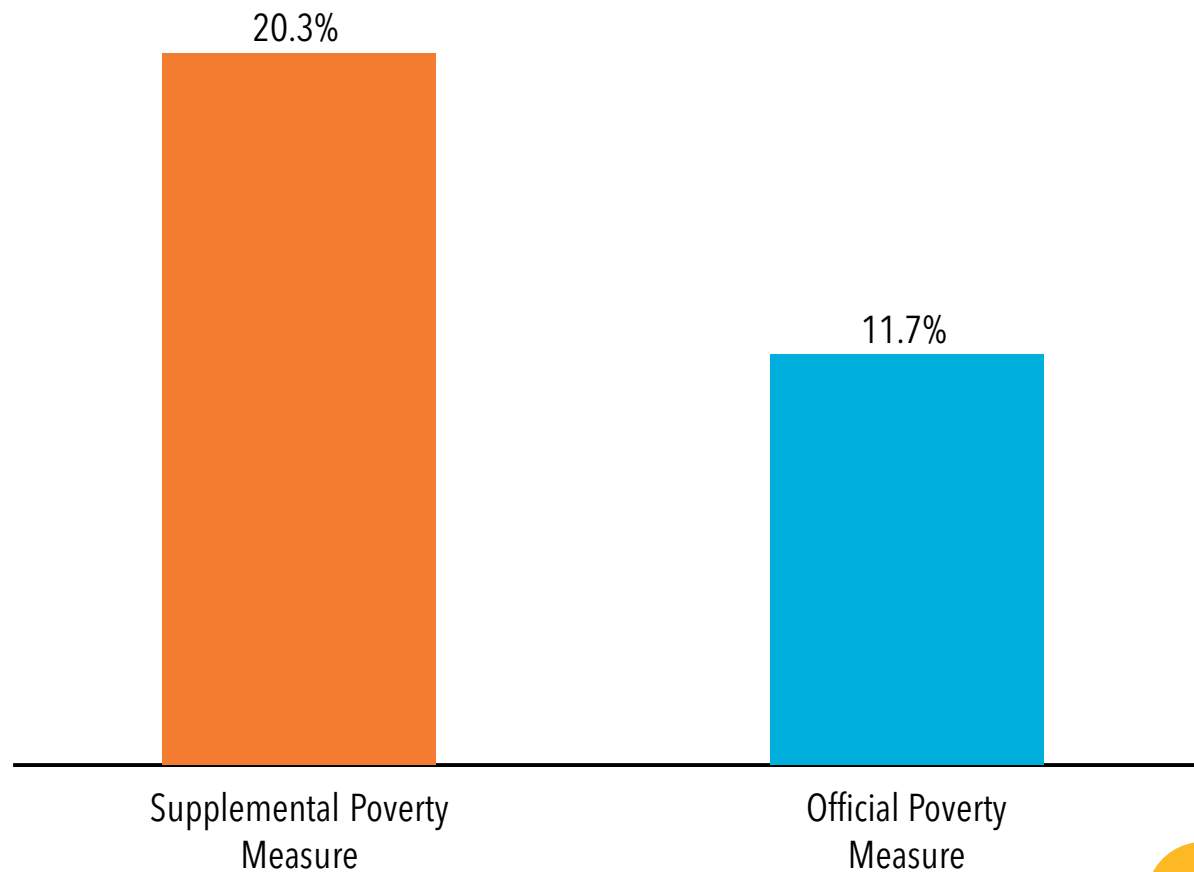


...and because many older Californians struggle to make ends meet.



1 in 5 Older Californians Struggle to Get By Under a Poverty Measure That Factors in Our High Cost of Living

Percentage of Californians Age 65 or Older With Incomes Below the Poverty Line, 2013-2015



Source: Budget Center analysis of US Census Bureau, Current Population Survey data





California Budget
& Policy Center

1107 9th Street, Suite 310
Sacramento, California 95814

916.444.0500

sgraves@calbudgetcenter.org

[@CalBudgetCenter](#)

[@SHGraves29](#)

calbudgetcenter.org